

# Y6 SATS 2023

# Welcome to the meeting

**Please complete the SATs quiz – this can be done individually or with others**



# Y6 SATS 2023

## Presentation for Parents & Carers



# Aims of the session

- Know and understand what SATs are and what they involve
- Know a range of useful websites and resources to support your child



# What do you know about SATs?

Answers to the SAT quiz



# What are the SATS tests?

- SATs are the Standardised Assessment Tests that are given to children at the end of Key Stage 2.
- The SATs take place over four days, starting on **Tuesday 9<sup>th</sup> May** ending on **Friday 12<sup>th</sup> May**.
- The SATs papers consist of:
  - Spelling, punctuation and grammar (paper1: Grammar/Punctuation/Spelling) – Tuesday 9<sup>th</sup> May
  - Spelling, punctuation and grammar (paper 2: Spelling test) –Tuesday 9<sup>th</sup> May
  - Reading – Wednesday 10<sup>th</sup> May
  - Maths (paper 1: Arithmetic) –Thursday11<sup>th</sup> May
  - Maths (paper 2: Reasoning) – Thursday 11<sup>th</sup> May
  - Maths (paper 3: Reasoning) – Friday 12<sup>th</sup> May
- Writing is assessed using evidence collected throughout Year 6. There is no Year 6 SATs writing test.

*The key stage 2 tests will be taken on set dates unless your child is absent, in which case they may be able to take them up to 5 school days afterwards.*



# When and how are SATs completed?

- The tests take place during normal school hours, under exam conditions.
- Children are not allowed to talk to each other from the moment the assessments are handed out until they are collected at the end of the test.
- After the tests are completed, the papers are sent away to be marked **externally**.
- The results are then sent to the school in July.
- Each test lasts no longer than 60 minutes:
  - Spelling, punctuation and grammar (paper 1: Grammar/ Punctuation) – 45 minutes
  - Spelling, punctuation and grammar (paper 2: Spelling) – 15 minutes
  - Reading – 60 minutes
  - Maths (paper 1: Arithmetic) – 30 minutes
  - Maths (paper 2: Reasoning) – 40 minutes
  - Maths (paper 3: Reasoning) – 40 minutes



# What are the test thresholds?

## KS2 National Curriculum Tests Thresholds

	Mathematics	Reading	GPS
Marks to meet Expected Standard (Scaled Score 100+)	58	28	36
Marks to meet Greater Depth* (Scaled Score 110+)	95	41	55
Total Marks Possible	110	50	70



# How are the tests graded?

- **The marked tests will provide the following information:**
  - A raw score (i.e. number of marks)
  - A scaled score (see below)
  - An indication of whether the national standard has been met.
- **After each test is marked, it will be converted into a scaled score and that will show whether a pupil is working at the national standard, above or below it.**
- **In scaled scores, a score of 100 represents the national standard. The lowest is 80 and the highest is 120.**
- **There are no longer separate tests for higher attaining pupils, but they might expect a scaled score of closer to 120 which would indicate the pupil is working above the expected standard.**





## Scaled Score?

This scoring method is used for school assessments in countries all around the world, and it is seen as a fair method to use when looking at test results as it allows for differences in the difficulty of tests on a year by year bases, which in turn allows different cohort's results to be compared. your child will receive a raw score and this is simply the actual number of marks they achieved in their SATs.

Your child's raw score is converted into a scaled score and this is used to judge how well your child has done in their SATs paper.

There is a range of scaled scores available for both the KS1 and KS2 SATs.

In KS1, 85 is the lowest score available, and 115 the highest.

In KS2, 80 is the lowest and 120 is the highest score your child could get.



# The SPAG Tests

- There are two tests: a short spelling test and a longer paper testing grammar, punctuation and vocabulary.
- The spelling test lasts approximately 15 minutes and pupils will need to spell words in context by filling in the gaps in sentences.
- The grammar, punctuation and vocabulary test lasts for 45 minutes.
- Pupils need a good working knowledge of technical vocabulary used to describe grammatical terms and punctuation marks.
- Questions in the grammar test are focused around the following areas (called 'content domains'):
  - Grammatical terms/word classes
  - Functions of sentences
  - Combining words, phrases and clauses
  - Verb forms, tenses and consistency
  - Punctuation
  - Vocabulary
  - Standard English and formality
- There are a range of answer types in the grammar test, including multiple choice and short one-word answers, but there will not be any long written answers required



# The GPS Tests

## Example questions

13

Tick one box to show which part of the sentence is a **relative clause**.

The table which is made of oak is now black with age.

<input type="checkbox"/>	<input type="checkbox"/>	<input type="checkbox"/>	<input type="checkbox"/>
--------------------------	--------------------------	--------------------------	--------------------------

1 mark

16

What is the name of the **punctuation mark** used between the two main clauses below?

My sister loves team sports; my brother, on the other hand, prefers individual sports – such as athletics.

\_\_\_\_\_

1 mark

14

Tick the option that shows how the underlined words are used in the sentence.

My baby brother was born in the hospital where my father works.

Tick **one**.

as a preposition phrase

☐

as a relative clause

☐

as a main clause

☐

as a noun phrase

☐

1 mark

48

Insert a **colon** in the correct place in the sentence below.

The school offered three clubs for its pupils art and craft,  
dance and chess.

1 mark

# Spelling, Punctuation and Grammar: Paper 2

Paper 2 is a shorter paper that focuses solely on spellings.

Example questions:

## Spelling task

1. The dragon is an imaginary \_\_\_\_\_.
2. There was \_\_\_\_\_ food for everyone.
3. My little brother is in \_\_\_\_\_ class.



# Grammar, Punctuation and Spelling

Component	Description	Number of Papers	Number of marks	Timing of component
<b>Paper 1</b> Questions	Grammar, punctuation and vocabulary	1	50	45 minutes
<b>Paper 2</b> Spelling	Spelling (20 words)	1	20	15 minutes
<b>Total</b>		<b>2</b>	<b>70</b>	<b>60 minutes</b>



# The Reading Test

- The test assesses whether pupils' comprehension of age appropriate texts meets the national standard.
- Pupils will have 60 minutes to complete the test, including reading the texts and writing the answers.
- The test will have three different texts to read, drawing on fiction, non-fiction or poetry.
- Questions are focused around the following areas (called 'content domains'):
  - give/explain the meaning of words in context
  - retrieve and record information/identify key details from fiction and non-fiction
  - summarise main ideas from more than one paragraph
  - make inferences from the text/explain and justify inferences with evidence from the text
  - predict what might happen from details stated and implied
  - identify/explain how information/narrative content is related and contributes to meaning as a whole
  - identify/explain how meaning is enhanced through choice of words and phrases
  - make comparisons within the text
- There are a range of answer types, including multiple choice, short one-word answers and longer answers that require a written paragraph.



# The Reading Test

## Example questions

9 Look at Anousheh's blog entry for September 27th.

Explain how Anousheh felt about being in space that day.

---

---

---

---

2 marks

18 *Gentle, and small, and frail*

How do these words make the reader feel about the snail?

---

---

1 mark

11 Using information from the text, tick one box in each row to show whether each statement is a **fact** or an **opinion**.

	Fact	Opinion
Anousheh Ansari kept an online diary.		
Brushing your teeth in space is a joy.		
Being weightless is endlessly entertaining.		
Tourists can stay on the International Space Station.		

1 mark

25 Circle the correct option to complete each sentence below.

(a) The story is told from the perspective of...

Professor  
Summerlee.

Lord John.

Malone.

Professor  
Challenger.

1 mark

# Reading

Component	Description	Number of Papers	Number of marks	Timing of component
English reading test	Reading booklet and separate answer booklet  A selection of texts (1500 – 2300 words)	1	50	60 minutes (including reading time)
Total		1	50	60 minutes





# The Maths Tests

- There are three tests: one arithmetic paper and two reasoning papers.
- Paper 1 (arithmetic) lasts 30 minutes and assesses pupils' confidence using methods of calculation as well as fractions, decimals and percentages. It covers curriculum content from all of KS2.
- Papers 2 & 3 (reasoning) last 40 minutes each and focus on problem solving, and applying mathematical reasoning.
- Questions cover the following areas (called 'content domains'):
  - Number and place value
  - Addition, subtraction, multiplication and division (calculations)
  - Geometry – properties of shapes
  - Geometry – position and direction
  - Statistics
  - Measurement
  - Algebra
  - Ratio and proportion
  - Fractions, decimals and percentages.
- Questions increase in difficulty as the paper progresses



# The Maths Tests

## Example questions

21

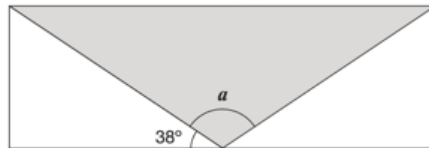
$$7,505 \div 5 =$$



1 mark

15

A shaded **isosceles** triangle is drawn inside a rectangle.



Not  
to  
scale

Calculate the size of angle  $a$ .

19

The area of a rugby pitch is 6,108 square metres.

A football pitch measures 112 metres long and 82 metres wide.

How much larger is the area of the football pitch than the area of the rugby pitch?

[https://www.gov.uk/government/uploads/system/uploads/attachment\\_data/file/533384/sample\\_m2\\_mathematics\\_paper3\\_reasoning.pdf](https://www.gov.uk/government/uploads/system/uploads/attachment_data/file/533384/sample_m2_mathematics_paper3_reasoning.pdf)

ingredients for chocolate ice cream.

cream	400 ml
milk	500 ml
egg yolks	4
chocolate	120 g
sugar	100 g



Stefan has only 300ml of cream to make chocolate ice cream.

How much **chocolate** should he use?

# Maths

Component	Description	Number of Papers	Number of marks	Timing of component
<b>Paper 1</b> Arithmetic	Arithmetic  Assesses pupils' confidence with the range of mathematical operations	1	40 (36 questions)	30 minutes
<b>Paper 2 and Paper 3</b> Mathematical reasoning	Mathematical fluency, solving mathematical problems and mathematical reasoning	2	70 overall  35 per paper	80 minutes  40 minutes per paper
Total		3	110	110 minutes



# Writing

- There is no writing SATS test.
- Writing assessments will be formed from judgements made by the teacher, looking at evidence from writing collected over the course of the year.
- The teacher will moderate their assessments with other professionals to make sure there is a consistent standard across the country.
- Final judgements will be reported to parents at the same time as the other assessment results.



# Year 6 Writing Checklist

Working at the expected standard:

The pupil can write effectively for a range of purposes and audiences, selecting language that shows good awareness of the reader (e.g. the use of the first person in a diary; direct address in instructions and persuasive writing):	
in narratives, describe settings, characters and atmosphere	
integrate dialogue in narratives to convey character and advance the action	
select vocabulary and grammatical structures that reflect what the writing requires, doing this mostly appropriately (e.g. using contracted forms in dialogues in narrative; using passive verbs to affect how information is presented; using modal verbs to suggest degrees of possibility)	
use a range of devices to build cohesion (e.g. conjunctions, adverbials of time and place, pronouns, synonyms) within and across paragraphs	
use verb tenses consistently and correctly throughout their writing	
use the range of punctuation taught at key stage 2 mostly correctly^ (e.g. inverted commas and other punctuation to indicate direct speech)	
spell correctly most words from the year 5 / year 6 spelling list,* and use a dictionary to check the spelling of uncommon or more ambitious vocabulary	
maintain legibility in joined handwriting when writing at speed. <sup>2</sup>	



**Writing exemplification materials**

**What do expected writing levels look like?**





## **General supporting for preparing your child for the SATs**

**Firstly, a positive attitude goes a long way. Give them as much encouragement and support as you can (but we don't need to tell you that)!**

**Tips:**

**Don't use past papers as they are used in school to prepare the children.**

**Encourage your child to talk to their teacher or a trusted adult (including yourself) about their anxieties. Don't forget that a small amount of anxiety is normal and not harmful.**

**Give your child a quiet, distraction free space to complete homework or study.**

**Give your child time to go outside and reduce screen time.**

**Ensure your child is eating and drinking well and getting a good amount of sleep.**

**Good attendance is vital**

**Plan something nice and fun for the weekends before and after SATs. This will help them to relax before the SATs and give them something to look forward to after.**



# How to Help Your Child with Reading

- Listening to your child read can take many forms.
- First and foremost, focus developing an enjoyment and love of reading.
- Enjoy stories together – reading stories to your child at KS1 and KS2 is equally as important as listening to your child read.
- Read a little at a time but often, rather than rarely but for long periods of time!
- Talk about the story before, during and afterwards – discuss the plot, the characters, their feelings and actions, how it makes you feel, predict what will happen and encourage your child to have their own opinions.
- Look up definitions of words together – you could use a dictionary, the Internet or an app on a phone or tablet.
- All reading is valuable – it doesn't have to be just stories. Reading can involve anything: fiction, non-fiction, poetry, newspapers, magazines, football programmes and TV guides.

chapter  
menu

next page



# How to Help Your Child with Writing

- Practise and learn weekly spelling lists – make it fun!
- Encourage opportunities for writing such as letters to family or friends, shopping lists, notes or reminders, stories and poems.
- Write together – be a good role model for writing.
- Encourage use of a dictionary to check spelling and a thesaurus to find synonyms and expand vocabulary.
- Allow your child to use a computer for word processing, which will allow for editing and correcting of errors without lots of crossing out.
- Remember that good readers become good writers! Identify good writing features when reading (e.g. vocabulary, sentence structure and punctuation).
- Show your appreciation: praise and encourage, even for small successes!

chapter  
menu

next page

# How to Help Your Child with Maths

- Play times tables games.
- Play mental maths games, including counting in different amounts, forwards and backwards.
- Encourage opportunities for telling the time.
- Encourage opportunities for counting coins and money; finding amounts or calculating change when shopping.
- Look for numbers on street signs, car registrations and anywhere else!
- Look for examples of 2D and 3D shapes around the home.
- Identify, weigh or measure quantities and amounts in the kitchen or in recipes.
- Play games involving numbers or logic, such as dominoes, card games, darts, draughts and chess.

chapter  
menu

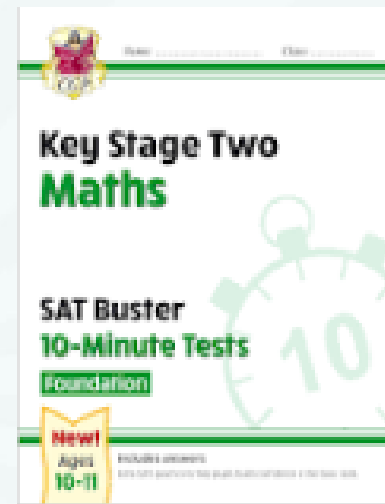
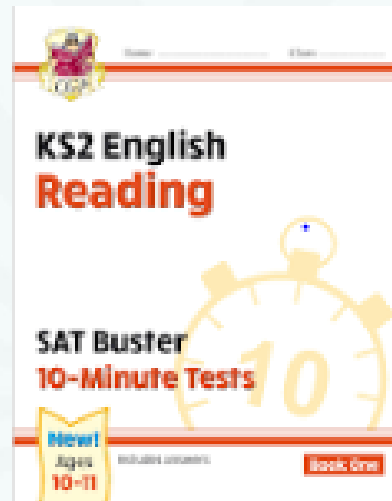
next page

# Helpful websites

- [www.theschoolrun.com](http://www.theschoolrun.com)
- [www.bbc.co.uk/bitesize/ks2](http://www.bbc.co.uk/bitesize/ks2)
- [www.woodlands-junior.kent.sch.uk/revision](http://www.woodlands-junior.kent.sch.uk/revision)
- <https://www.twinkl.co.uk/resources/parents>



# Booster materials



Books focused on specific math skills

# Time for Questions

